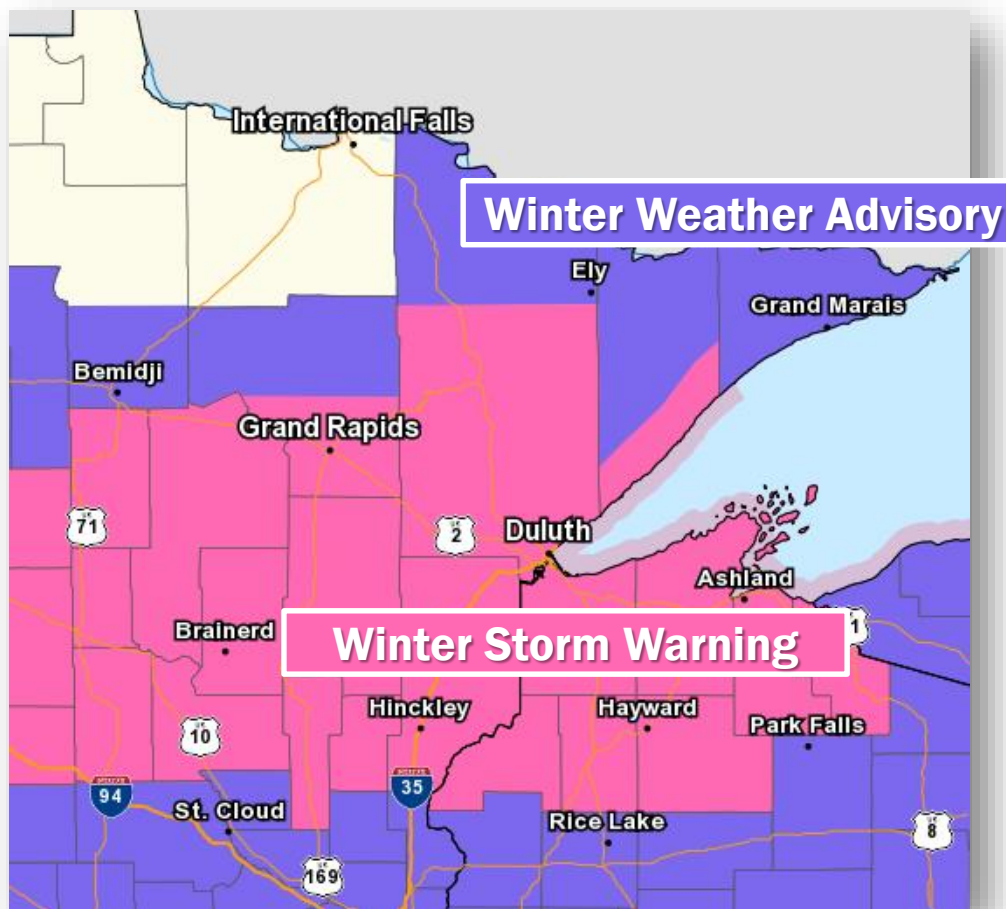




Winter Storm Tonight & Tomorrow



Message of the Day:

- Widespread snow, heavy at times, is expected tonight through Monday.
- Snow accumulation of 6 to 12" in the warning area and 3 to 7" in the advisory area.
- Snow will affect the Monday morning commute with the heaviest rates falling between midnight and 6 am Monday.

Important Forecast Changes

Slightly increased snowfall amounts.
Upgraded to Winter Storm Warning for several counties.

NEW



Winter Storm Tonight & Tomorrow

Key Points



Hazards: Snow, heavy at times. Blowing and drifting snow.



Areas Impacted: Northeast Minnesota and northwest Wisconsin.




Timing & Duration: Snow begins tonight in central Minnesota and overspreads the remainder of the Northland by sunrise Monday morning. The snow will affect the Monday morning commute.



Impacts: Roads will become snow-covered and slippery. Visibility will be reduced. Heavy snow and strong winds may lead to isolated power outages. Lakeshore flooding is possible along the South Shore of Lake Superior.



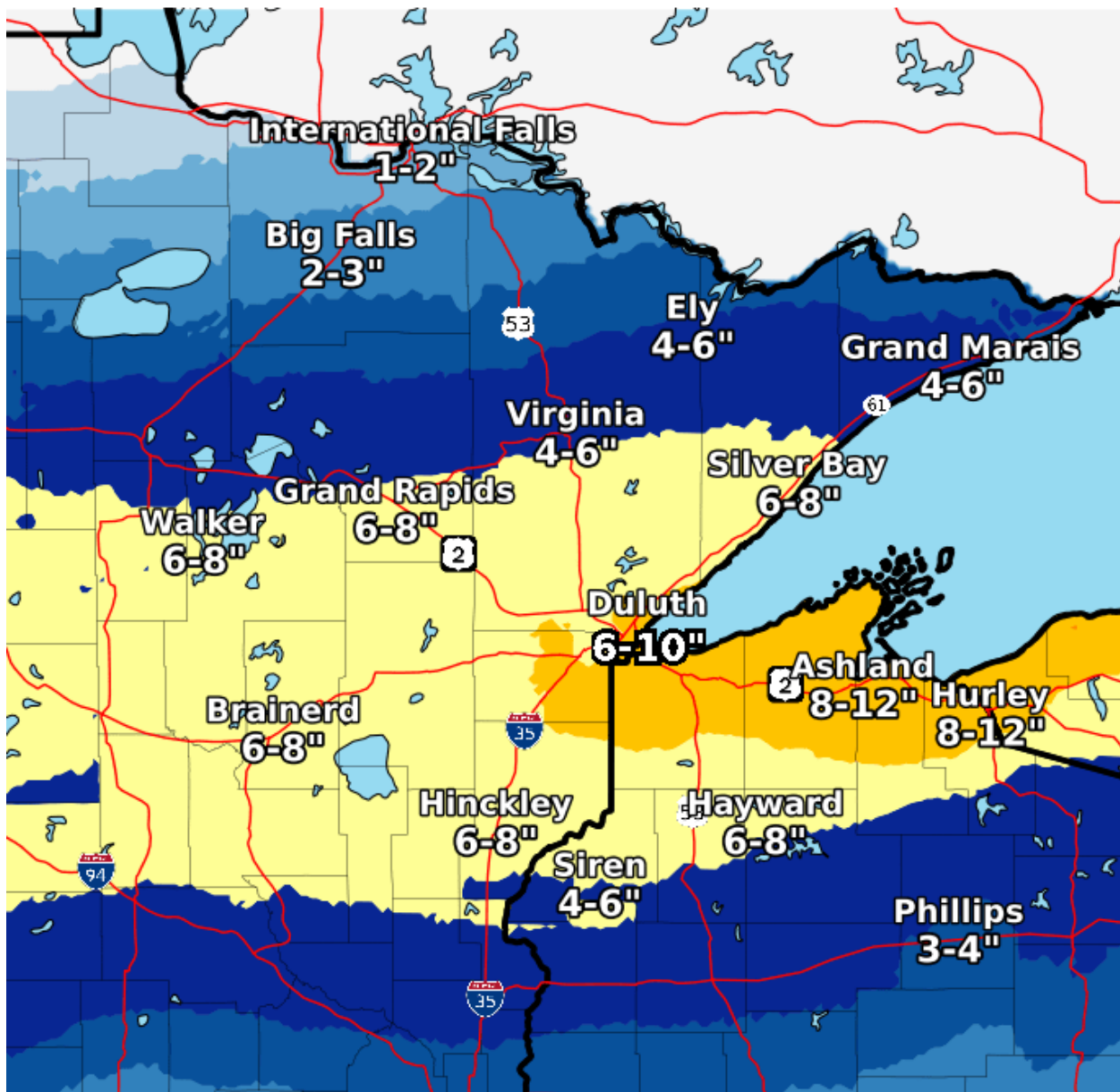
Certainty & Considerations: High certainty in at least 6" of snow for much of the region. Less certainty in where the highest amounts will fall – northwest Wisconsin from Superior to Ashland and north across the Bayfield Peninsula appear to be in the bullseye where closer to 10" will fall with high confidence.



Winter Storm Tonight & Tomorrow

Valid: 12/08/2019 06:00 PM - 12/10/2019 12:00 AM CST

Snowfall Forecast



Snow Begins


- 9 PM – 12 AM
Brainerd Lakes
- 12 – 3 AM
NE Minnesota &
NW Wisconsin

Worst Conditions

- 12 AM – 6 AM
NE Minnesota
- 6 AM – Noon
NW Wisconsin

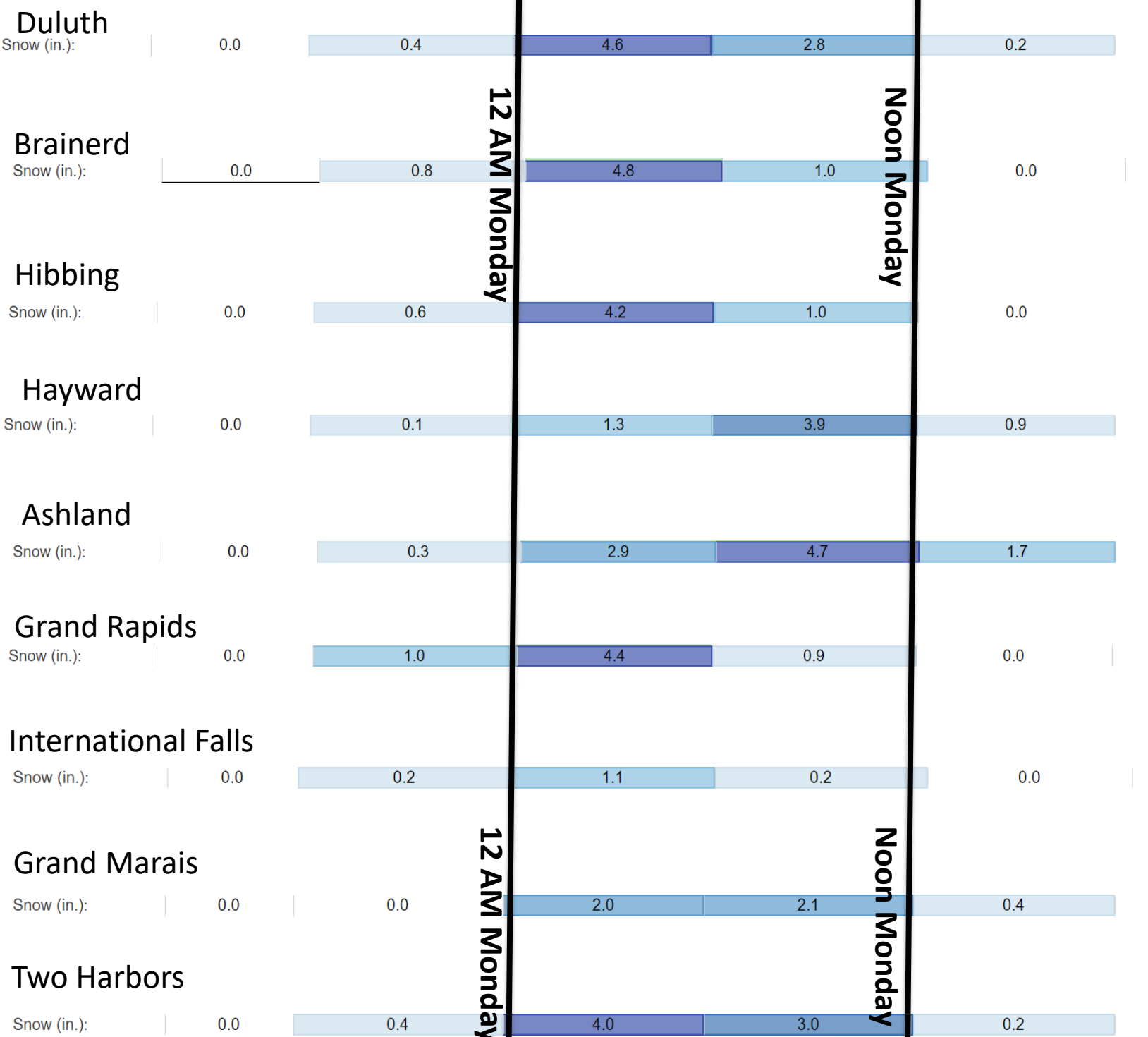
Snow Ends


- 9 AM – Noon
NE Minnesota
- Noon – 6 PM
NW Wisconsin



Snowfall Timing & Amounts

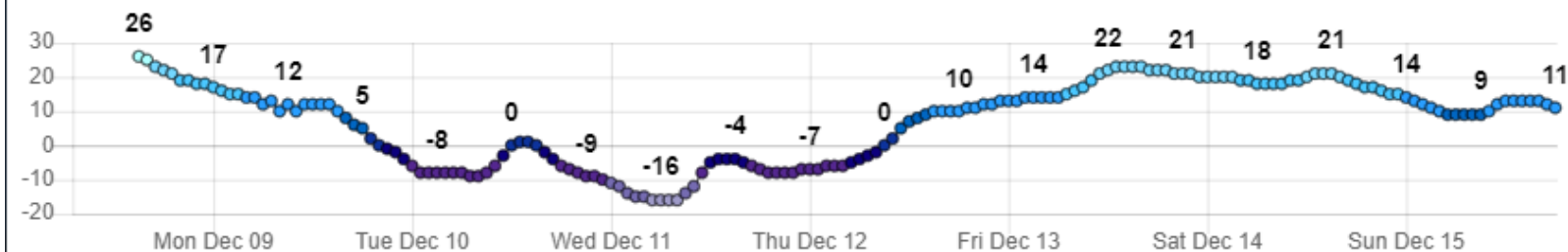
Day of week: Sunday 12/8 Monday 12/9
 Time: 1PM 2PM 3PM 4PM 5PM 6PM 7PM 8PM 9PM 10PM 11PM 12AM 1AM 2AM 3AM 4AM 5AM 6AM 7AM 8AM 9AM 10AM 11AM 12PM 1PM 2PM 3PM 4PM 5PM 6PM



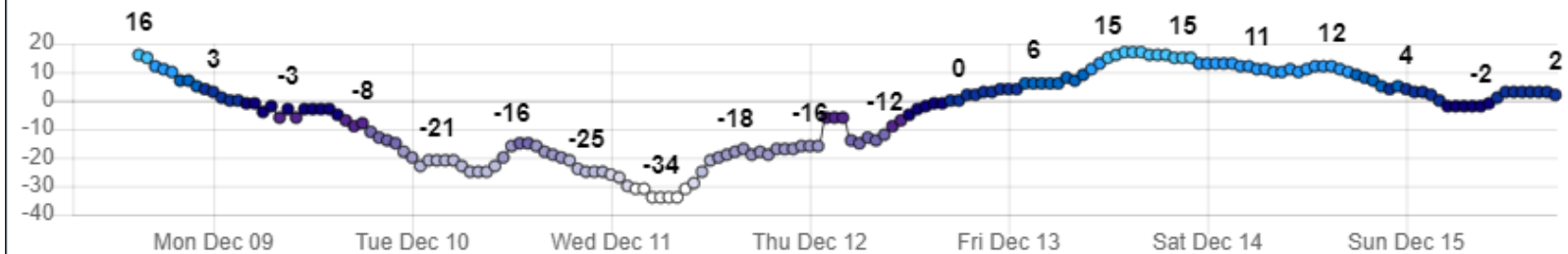


Cold Weather After Snow

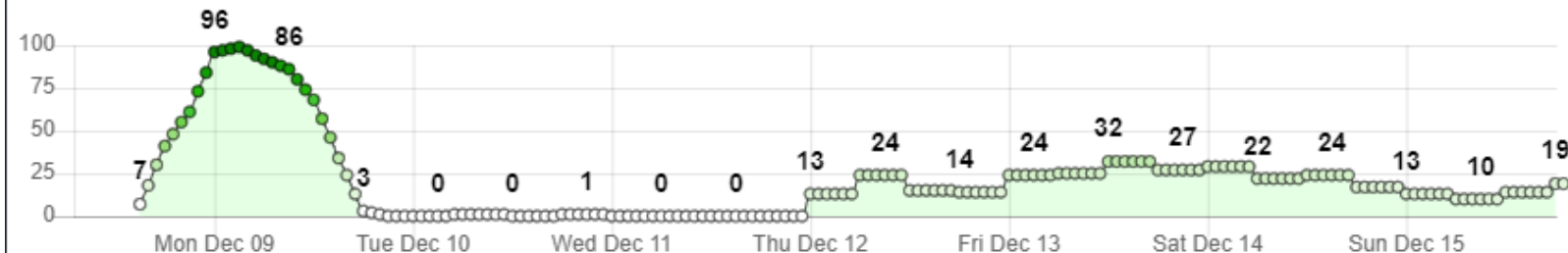
Duluth Hourly Graphs Temperature, °F



Wind Chill, °F:



Probability of Precipitation, %





Winter Storm Tonight & Tomorrow

Winter Hazard Definitions

- A **Winter Storm Warning** is issued when heavy snow or a combination of heavy snow, blowing snow, and ice is expected to impact the area. Avoid traveling if possible! Time to act!
- A **Winter Weather Advisory** is issued when snow or a combination of snow, blowing snow, and some ice is expected to impact the area. Use caution while traveling!

Winter Weather Preparedness

- Winterize your car, and be sure to include a winter driving safety kit!
- Restock your emergency kit at home with batteries, food, water, etc.
- If you have a generator, make sure it is working – and **NEVER** run a generator in an enclosed space like a garage!



Visit [ready.gov/winter-weather](https://www.ready.gov/winter-weather)



Building a Weather-Ready Nation